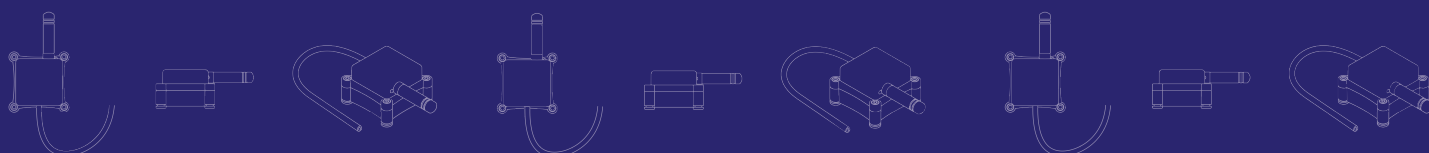





On/Off Sensor

UIO-G4RL-OFS





On/Off Sensor

UIO-G4RL-0FS

Ruggedised IoT On/Off Sensor

The Urban.io On/Off Sensor can be used to detect electrical contact between two wired points, an external mechanical switch, relay, contact plate or low voltage control interface.

Used in conjunction with an Urban.io Gateway the On/Off Sensor will read and transmit the open or closed state of the electrical interface to the Urban.io IoT Cloud Platform on a near real-time basis.

Measured data is securely displayed within the Urban.io Cloud Platform for reporting purposes. Through the use of dynamic profiles, thresholds can be set for each sensor which can trigger alarms that can be sent via email or SMS.

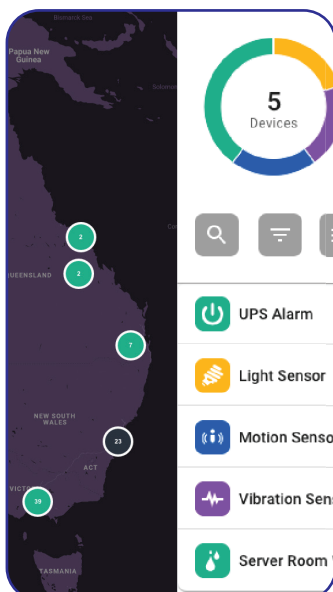
All recorded sensor data, historical summaries and alarms are made available for use within external software platforms via the IoT Data API.



Sensor Operation

The Urban.io On/Off sensor samples every 30 seconds for electrical contact between the two end points. If there is no change it will report the state as a normal upon the default 10 minute interval. If a change is detected it will send a priority message through to the cloud platform to indicate the electrical interface has changed state.

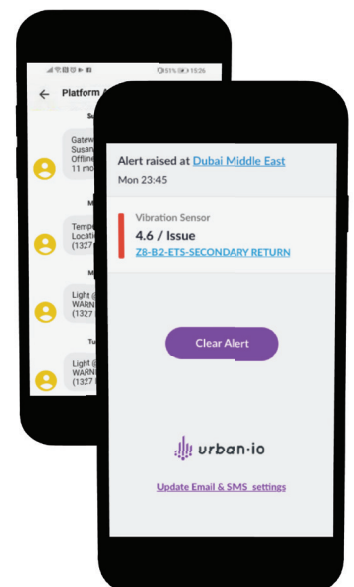
Cloud Reporting Platform



IoT API

```
ices": [
{
  "id": 11,
  "position": "Office",
  "display_type": "temperature",
  "operator_id": 41,
  "order_by_status": false,
  "hardware_device_id": "device
  "logical_datastreams": [
    {
      "id": 44,
      "display_type": "SENSOR_BA
      "sensor_network": true,
      "measure": {
        "id": 1,
        "name": "Sensor Battery"
        "requires_multiplier": n
        "series_type": "continuo
```

Email/SMS Alerts



○ Can be retrofit into any location in less than 10 minutes, with no special equipment required.



Features

On/Off Sensor / UIO-G4RL-0FS

Core Features

Primary Sensing Element:

- The on/off state is determined using a voltage threshold on two wire electrical interface

Secondary Sensing Elements:

- Fault detection (loss of sensing element)
- IoT network connectivity (Signal to Noise levels "SNR")
- IoT device battery Level (% of remaining battery level)

General Sensor Features:

- Gateway to sensor network range:
 - 500m non-line-of-sight
 - 5km line-of-sight
- Operating Temperature: -40° to 85°C
- Power Supply: 3.0 V CR2477 coin cell battery (replaceable)
- Battery life: 2 years under normal operation
- Reading frequency: 1 Sample each 1 minute interval
- Data transmission frequency: 10 minute interval

Variants

Each sensor is packaged with three pluggable/snap-in antennas for use depending on the region you are deploying them into.

915 Band (915–925 MHz)

Suitable for South East Asia, Australia, North/South America

868 Band (863–870 MHz)

Suitable for Africa, Middle East, Europe

780 Band (779–787 MHz)


Suitable for China

Example Applications

Lift and escalator monitoring



Relay switch monitoring



SCADA cabinet - endpoint state



Fire panel monitoring



○ Can be retrofit into any location in less than 10 minutes, with no special equipment required.



Specifications

On/Off Sensor / UI0-G4RL-0FS

Technical Specification

| | |
|---|------------------------------|
| Maximum resolution over measured electrical range | Digital threshold 0,1 |
| Sense wires normally open | Value = 0 |
| Sense wires detect any voltage | Value = 1 |
| Maximum input voltage | -10 V to +40 V |
| Calibration / Drift | None |
| Accuracy | 100% accurate |
| Temperature range (limited by battery) | -20°C to 85°C |

Data Sampling and Reporting Frequency Specification

| | |
|--|---------------------|
| Standard measurement reporting heartbeat | 10 minutes |
| Standard measurement interval | 30 seconds |
| High resolution measurement interval (magnet mode) | 10 seconds |
| Priority event reporting | Yes |
| Priority events reported per heartbeat | Limited to 2 |

Power Specification

| | |
|---|---|
| Supply Voltage | 2.0 – 3.4 DVC replaceable CR2477 1AH lithium metal battery |
| Current consumption – sleep mode | 6 uA to 12 uA |
| Current consumption – sensor active sampling mode | 6 uA for 1 second |
| Current consumption – radio RX mode | 25 mA for 0.5 seconds |
| Current consumption – radio TX mode (max) | 100 mA for 0.5 seconds |



Specifications

On/Off Sensor / UI0-G4RL-0FS

Environment Specification

| | |
|--|----------------|
| Enclosure rating | IP67 |
| Operating temperature electronic circuit board | -40°C to +85°C |
| Operating temperature CR2477 coin cell battery | -40°C to +85°C |

Network Specification

| | |
|--------------------|--|
| Radio modulation | LoRa |
| Radio protocol | Urban.io IoT Generation 4.x |
| Frequency bands | 780 MHz, 868 MHz, 915 MHz, 4th configurable |
| Frequency accuracy | ±30kHz (±30ppm max) |

915 MHz Band

| | |
|-----------------------------------|----------------------|
| Maximum output power | +17 dBm |
| Default channel low, channel high | 923.3 MHz, 925.1 MHz |
| Default bandwidth | 500 kHz |

868 MHz Band

| | |
|-----------------------------------|---------------------------------|
| Maximum output power | +17 dBm @ 869.5, +12 dBm others |
| Default channel low, channel high | 868.1 MHz, 869.5 MHz |
| Default bandwidth | 125 kHz |

780 MHz Band

| | |
|-----------------------------------|----------------------|
| Maximum output power | +17 dBm |
| Default channel low, channel high | 779.9 MHz, 783.0 MHz |
| Default bandwidth | 250 kHz |

Security Specification

| | |
|------------------------|-------------|
| Sensor data encryption | AES 128-Bit |
|------------------------|-------------|

Certifications

| | |
|-----|--------------------------------------|
| CE | EN 301 489-x (EMC), EN60950 (safety) |
| FCC | CFR47, Part 15 for 915 MHz |

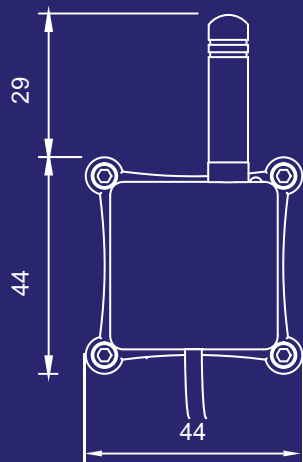
○ Can be retrofit into any location in less than 10 minutes, with no special equipment required.



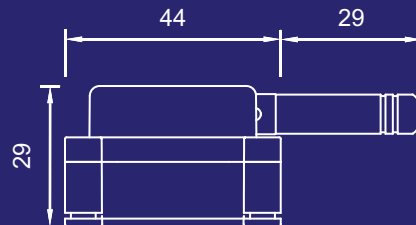
Dimensions and Mounting

On/Off Sensor / UIO-G4RL-0FS

Top View



Side View



Dimensions

Length:
73 mm (with antenna)

Height:
29 mm

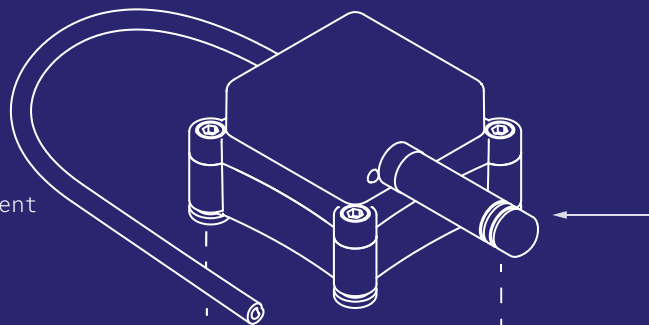
Width:
44 mm

Weight:
85 g

Mounting

Option: A

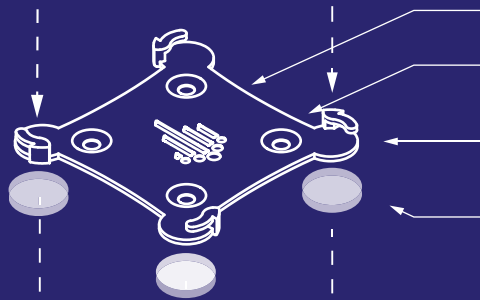
Magnetic Attachment



Magnetic feet snap to any metal surface

Option: B

Industrial Sensor Clip
SKU: UIO-G4RL-INC



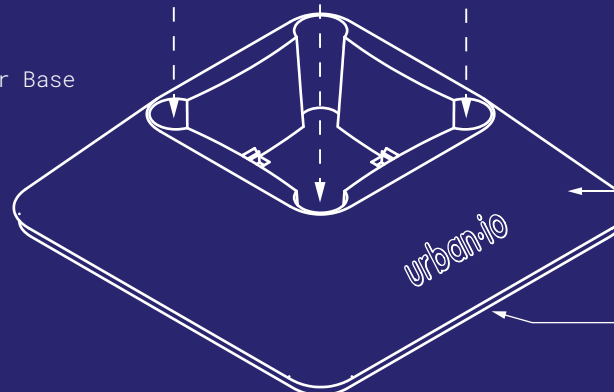
Option to 3M VHB stick Industrial Clip onto surface
Option to Tek Screw Clip into surface

Magnetic feet snap and twist click into Industrial Clip mount

Option to 3M VHB feet pads to stick Industrial Clip onto curved surface

Option: C

Architectural Sensor Base
SKU: UIO-G4RL-BAS



Snug fit into recess magnetic feet snap onto metal base of Architectural Mount

3M VHB stick Architectural Mount onto any flat surface

○ Can be retrofit into any location in less than 10 minutes, with no special equipment required.



Positioning & Usage

On/Off Sensor / UIO-G4RL-0FS

Correct Positioning

This product is designed for usage with an Urban.io IoT Gateway. In ideal conditions with correct orientation of sensors and gateway antennas the following ranges can be achieved.

Up to 5km line-of-sight where there are no obstructions between the gateway and the sensor and they are placed on the same horizontal plane.

500m non-line-of-sight in an enclosed space where there are one or more obstructions (objects, walls, buildings) between the gateway and the sensor and it is placed on the same horizontal plane.

Where the sensors and gateways are placed in an enclosed space, the range can vary significantly. In addition incorrect antenna orientation, placement on different vertical planes, interruptions by walls, doors, boxes, ducts, pipes, machinery or any other large dense physical objects can affect the range even further. It is advised to avoid installation inside metal containers or behind metal objects.

Correct Usage

This product is designed for application in normal indoor and certain outdoor environments. The gateway housing is IP65 rated and as such is designed to be water and dust resistant as well as generally resistant to direct sunlight. However the 240v Power Adapter is not rated for outdoor usage.

Please avoid the following:

- Environments where there is extreme heat (above +60°C) or cold (below -20°C)
- Environments where there is corrosive gas or fluids
- Environments which cause intermittent connectivity between gateway and sensors; this increases the frequency that sensors will scan for available networks and cause batteries to drain prematurely

Certifications





Connecting IoT Data to External Software Platforms

On/Off Sensor / UIO-G4RL-0FS

Urban.io proactively supports the interfacing of IoT sensor data with all industry leading Asset Management, Field Force and Work Management, Data Analytics and Machine Learning Platforms.

We provide the following Public APIs as well as pre-built API Adapters for the following Enterprise IoT Systems:

Public APIs



Rest Web Services



MQTT

API Adapters



AWS IoT Core



IBM Watson IoT



Azure IoT Hub

If you wish to interface our IoT device data with a platform not on this list please contact enquiries@urban.io